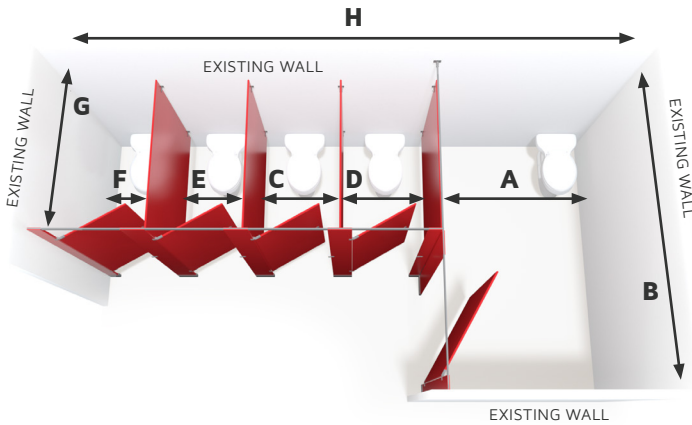














Layout Includes Five Stalls

- 48" to 78" in depth & 31" to 38" in width (x4)
- 74" to 109" in depth & 36" to 72" in width (x1)



A	<input type="text"/>	(STANDARD=60.5" WIDE)
B	<input type="text"/>	(STANDARD=108" ACROSS)
C	<input type="text"/>	(STANDARD=36" WIDE)
D	<input type="text"/>	(STANDARD=36" WIDE)
E	<input type="text"/>	(STANDARD=36" WIDE)
F	<input type="text"/>	(STANDARD=36" WIDE)
G	<input type="checkbox"/> 42" <input type="checkbox"/> 48" <input type="checkbox"/> 54" <input type="checkbox"/> 57" <input type="checkbox"/> 60" (STANDARD)	
	<input type="checkbox"/> 62" <input type="checkbox"/> 66" <input type="checkbox"/> 72" <input type="checkbox"/> 78"	
H	<input type="text"/>	(STANDARD=204.5" DEEP)

<p>MOST POPULAR!</p> <table border="0" style="width: 100%;"> <tr> <td style="width: 50%; padding: 5px;"><input type="checkbox"/> HEADRAIL BRACED</td> <td style="width: 50%; padding: 5px;"><input type="checkbox"/> FLOOR MOUNTED</td> </tr> <tr> <td style="text-align: center;"></td> <td style="text-align: center;"></td> </tr> <tr> <td style="padding: 5px;"><input type="checkbox"/> CEILING HUNG</td> <td style="padding: 5px;"><input type="checkbox"/> FLOOR TO CEILING</td> </tr> <tr> <td style="text-align: center;"></td> <td style="text-align: center;"></td> </tr> </table> <table border="0" style="width: 100%;"> <tr> <td><input type="checkbox"/> POWDER COATED METAL</td> </tr> <tr> <td><input type="checkbox"/> LAMINATE</td> </tr> <tr> <td><input type="checkbox"/> HDPE SOLID PLASTIC</td> </tr> <tr> <td><input type="checkbox"/> PHENOLIC</td> </tr> <tr> <td><input type="checkbox"/> STAINLESS STEEL</td> </tr> </table>	<input type="checkbox"/> HEADRAIL BRACED	<input type="checkbox"/> FLOOR MOUNTED			<input type="checkbox"/> CEILING HUNG	<input type="checkbox"/> FLOOR TO CEILING			<input type="checkbox"/> POWDER COATED METAL	<input type="checkbox"/> LAMINATE	<input type="checkbox"/> HDPE SOLID PLASTIC	<input type="checkbox"/> PHENOLIC	<input type="checkbox"/> STAINLESS STEEL	<p>DATE: _____</p> <p>NAME: _____</p> <p>COMPANY: _____</p> <p>PHONE: _____</p> <p>EMAIL: _____</p> <p>DELIVERY ADDRESS: _____</p> <p>STREET _____</p> <p>STE/APT _____</p> <p>CITY _____ ST _____ ZIP CODE _____</p>
<input type="checkbox"/> HEADRAIL BRACED	<input type="checkbox"/> FLOOR MOUNTED													
														
<input type="checkbox"/> CEILING HUNG	<input type="checkbox"/> FLOOR TO CEILING													
														
<input type="checkbox"/> POWDER COATED METAL														
<input type="checkbox"/> LAMINATE														
<input type="checkbox"/> HDPE SOLID PLASTIC														
<input type="checkbox"/> PHENOLIC														
<input type="checkbox"/> STAINLESS STEEL														

*Depth is measured to the outside face of the stall.

*Widths are measured to center of each 1" partition panel.