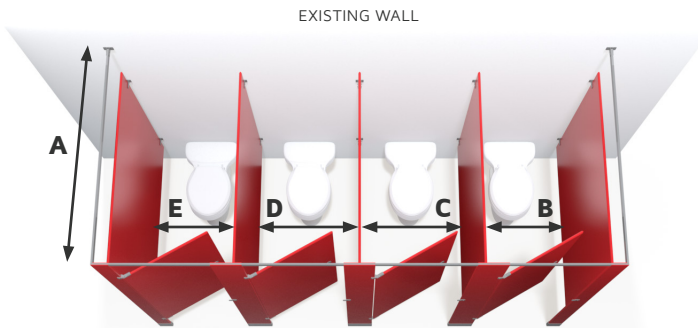


Layout Includes Four Stalls

• 48" to 78" in depth & 31" to 38" in width (X4)







- A** 42" 48" 54" 57" 60" (STANDARD)
 62" 66" 72" 78"

B (STANDARD=36" WIDE)

C (STANDARD=36" WIDE)

D (STANDARD=36" WIDE)

E (STANDARD=36" WIDE)

<p>MOST POPULAR!</p> <p><input type="checkbox"/> HEADRAIL BRACED</p>  <p><input type="checkbox"/> FLOOR MOUNTED</p>  <p><input type="checkbox"/> CEILING HUNG</p>  <p><input type="checkbox"/> FLOOR TO CEILING</p> 	<p>DATE: _____</p> <p>NAME: _____</p> <p>COMPANY: _____</p> <p>PHONE: _____</p> <p>EMAIL: _____</p> <p>DELIVERY ADDRESS: _____</p> <p>STREET _____</p> <p>STE/APT _____</p> <p>CITY _____ ST _____ ZIP CODE _____</p>
<p><input type="checkbox"/> POWDER COATED METAL</p> <p><input type="checkbox"/> LAMINATE</p> <p><input type="checkbox"/> HDPE SOLID PLASTIC</p> <p><input type="checkbox"/> PHENOLIC</p> <p><input type="checkbox"/> STAINLESS STEEL</p>	

*Depth is measured to the outside face of the stall.

*Widths are measured to center of each 1" partition panel.