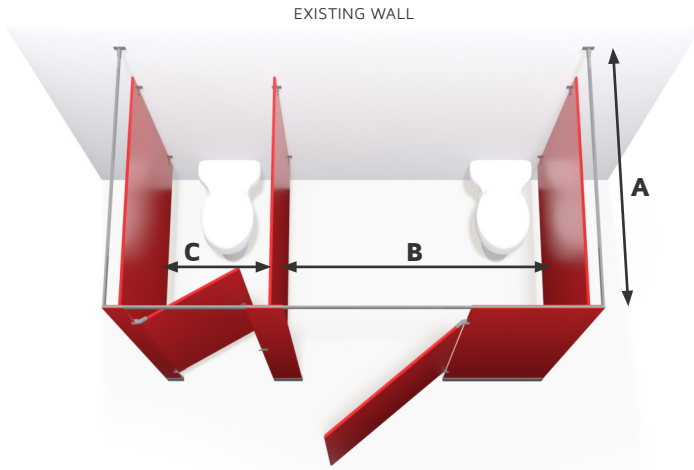






- 48" to 78" in depth & 31" to 38" in width (x1)
- 48" to 78" in depth & 52" to 62" in width (x1)



- A** 42" 48" 54" 57" 60" (STANDARD)
 62" 66" 72" 78"

B (STANDARD=60.5" WIDE)

C (STANDARD=36" WIDE)

<p>MOST POPULAR!</p> <div style="display: flex; justify-content: space-between;"> <div style="width: 45%;"> <p><input type="checkbox"/> HEADRAIL BRACED</p>  </div> <div style="width: 45%;"> <p><input type="checkbox"/> FLOOR MOUNTED</p>  </div> </div> <div style="display: flex; justify-content: space-between; margin-top: 10px;"> <div style="width: 45%;"> <p><input type="checkbox"/> CEILING HUNG</p>  </div> <div style="width: 45%;"> <p><input type="checkbox"/> FLOOR TO CEILING</p>  </div> </div>	<p>DATE: _____</p> <p>NAME: _____</p> <p>COMPANY: _____</p> <p>PHONE: _____</p> <p>EMAIL: _____</p> <p>DELIVERY ADDRESS: _____</p> <p style="font-size: small; margin-left: 20px;">STREET</p> <p style="font-size: small; margin-left: 20px;">STE/APT</p> <p style="font-size: small; margin-left: 20px;">CITY ST ZIP CODE</p>
<p><input type="checkbox"/> POWDER COATED METAL</p> <p><input type="checkbox"/> LAMINATE</p> <p><input type="checkbox"/> HDPE SOLID PLASTIC</p> <p><input type="checkbox"/> PHENOLIC</p> <p><input type="checkbox"/> STAINLESS STEEL</p>	

*Depth is measured to the outside face of the stall.

*Widths are measured to center of each 1" partition panel.