

INSTALLATION INSTRUCTIONS

#1002836 INLINE PANEL-STILE STIFFENER PACKET 1090 SERIES AND

Tools Necessary:

- Drill
- T-27 Pin-in-head Torx Bit
- 1/4" Drill bit

Included Materials:

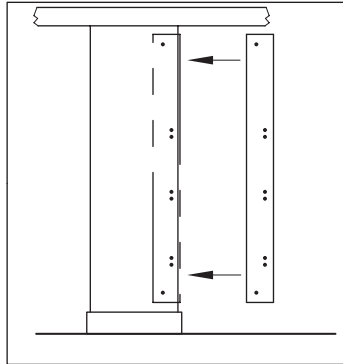
#1002836

- 1 pc 1002831 U-Channel - 3/4" x 78" high
- 2 pcs 1002665 Button Head Screw - 5/8"
- 2 pcs 1002666 Sex Bolt

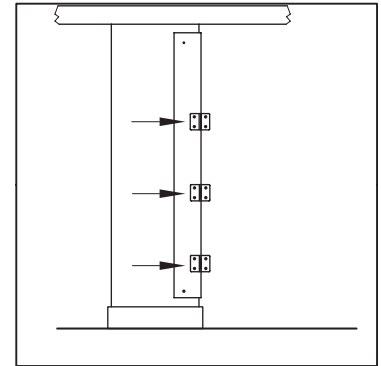
Inline Panel - Stile Alcove Packet

- 3 pcs 1000282 Alcove Joggle Bracket
- 3 pcs 1000975 F-Bracket
- 6 pcs 1002664 Button Head Screw - 3/8"
- 6 pcs 1002495 Torx Screw - 2"
- 6 pcs 1002499 Torx Screw
- 6 pcs 1002665 Button Head Screw - 5/8"
- 12 pcs 1002666 Sex Bolt

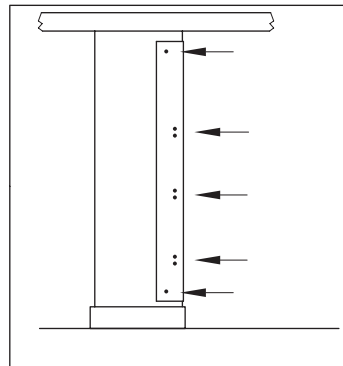
1. Slide 3/4" U-Channel over 3/4" thick stile so that channel is centered between headrail and shoe. **Orient channel so three sets of double holes are closer to the floor.**



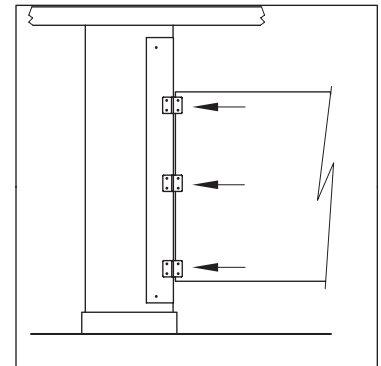
4. Use 1002665 Button Head Screws - 5/8" and 1002666 Sex Bolts to attach (3) 1000282 Alcove Joggle Brackets onto 3/4" U-Channel. **Place Alcove Joggle Brackets on inside of toilet stall.**



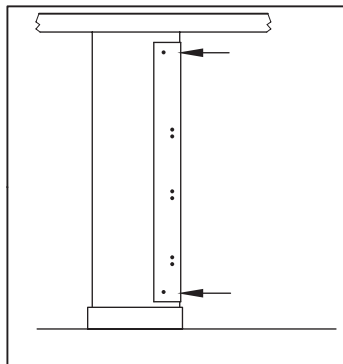
2. Drill 1/4" diameter holes through Solid Color Reinforced Composite (SCRC) material. Use holes on U-Channel as a template.



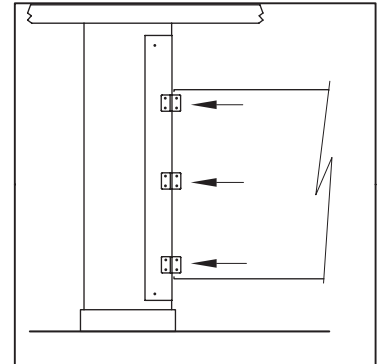
5. Drill 1/4" diameter holes through 1/2" thick panel using hole pattern of Alcove Joggle Brackets (mounted to U-channel on stile) as template.



3. Use 1002665 Button Head Screws - 5/8" and 1002666 Sex Bolts in topmost and bottom-most holes to secure U-Channel Bracket to stile.



6. Use 1002664 Button Head Screws - 3/8" and 1002666 Sex Bolts to secure Alcove Joggle Bracket to 1/2" Thick Panel.



BUILDING VALUE SINCE 1906

© 2018 by Bobrick Washroom Equipment, Inc.
Form No. 1002839 r4/25/18 Printed in U.S.A.

In the United States: BOBRICK WASHROOM EQUIPMENT, INC.

Los Angeles: 6901 Tujunga Ave., North Hollywood, CA 91605-6213; Tel: (818) 982-9600, Fax: (818) 503-1102

New York: 200 Commerce Drive, Clifton Park, NY 12065-1350; Tel: (518) 877-7444, Fax: (518) 877-5029,

or e-mail: customerservice@bobrick.com

In Canada: BOBRICK WASHROOM EQUIPMENT COMPANY

45 Rolark Drive, Scarborough, Ontario M1R 3B1

Eastern Canada: Tel: (877) 423-6555 • Fax: (877) 423-8555; Western Canada: Tel: (877) 423-6444 • Fax: (877) 423-8444